

[54] WRIST WATCH

3,910,362 10/1975 Piguet .

[76] Inventor: Jean-Daniel Dubois, 8, Rue de la Sagne, 1347 - Le Sentier, Switzerland

FOREIGN PATENT DOCUMENTS

466811 12/1968 Switzerland ..... 368/14  
563037 1/1973 Switzerland .

[\*\*] Term: 14 Years

OTHER PUBLICATIONS

[21] Appl. No.: 119,171

*European Jeweler*, 7/1984, p. 59, Watch bottom left.  
*Jewelers' Circular-Keystone*, 7/1985, p. 205, Watch top right.  
*Jewelers' Circular-Keystone*, 10/1985, Watches at top.

[22] Filed: Nov. 12, 1987

[30] Foreign Application Priority Data

May 12, 1987 [XH] Hague ..... DMA/000625

[52] U.S. Cl. .... D10/39

[58] Field of Search ..... D10/1-39,  
D10/52, 55, 122-128; 368/10, 14, 20-21, 27, 77,  
107-112, 114, 223, 228, 232, 238, 281-282, 285,  
294-296

*Primary Examiner*—Nelson C. Holtje  
*Assistant Examiner*—Gary D. Watson  
*Attorney, Agent, or Firm*—Cushman, Darby & Cushman

[57] CLAIM

The ornamental design for a wrist watch, as shown and described.


[56] References Cited

DESCRIPTION

U.S. PATENT DOCUMENTS

D. 135,635 5/1943 von Burg ..... D10/32  
D. 220,209 3/1971 Brigham ..... D10/32 X  
D. 264,945 6/1982 Pennell ..... D10/32  
D. 286,621 11/1986 Perrin ..... D10/32  
D. 292,890 11/1987 Schoepfer ..... D10/39  
D. 302,124 7/1989 Bevins ..... D10/31 X  
D. 302,125 7/1989 Bevins ..... D10/31 X  
2,857,734 10/1958 Weigenant ..... 368/14

FIG. 1 is a top plan view of a wrist watch, showing my new design;  
FIG. 2 is a top plan view shown in a different operational condition;  
FIG. 3 is a bottom plan view;  
FIG. 4 is a rear elevational view;  
FIG. 5 is a front elevational view;  
FIG. 6 is a right-side elevational view; and  
FIG. 7 is a left side elevational view thereof.






FIG. 1




FIG. 2

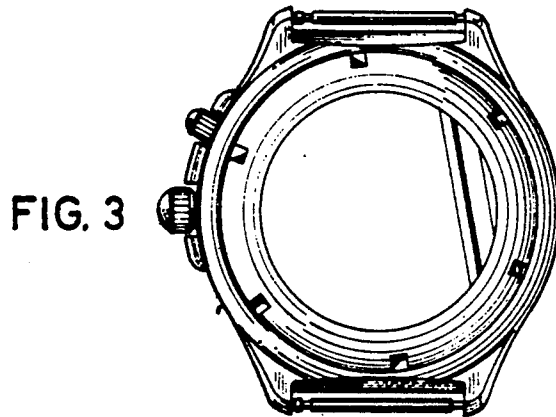


FIG. 3

FIG. 4



FIG. 5



FIG. 6



FIG. 7